

OWNER'S MANUAL

LOPTROTTER
AUDIO ENGINEERING

SA2RATE²

SATURATION PROCESSOR

SA2RATE²

The depth of saturation is smoothly controlled with the **DRIVE** knob.

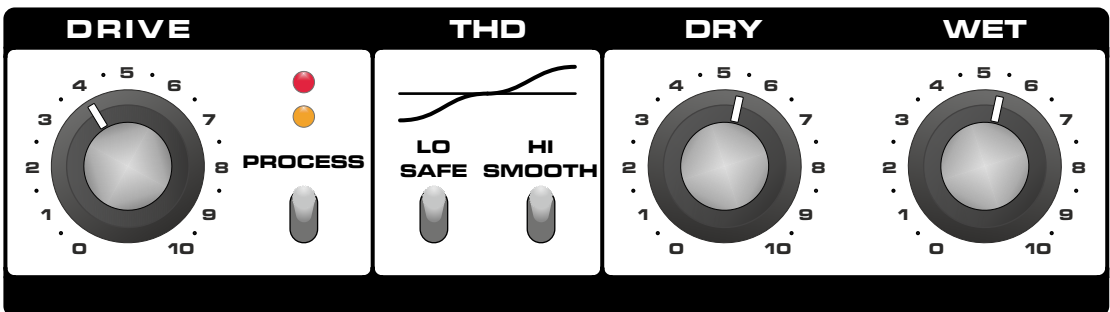
PROCESS switch engages processing.

The **LO SAFE** function reduces the low-frequency amplitude before the saturation circuit and boost it after the saturation circuit. This function "protects" the lowest frequencies before the fast clipping and is invaluable especially for instruments with a high content of low frequencies such as bass, kick drum, group of drums or the whole mix.

The **HI SMOOTH** function boost high frequencies before the saturation circuit and attenuate them after the saturation circuit. This function causes a higher saturation of high frequencies with harmonics, which causes smoothing of the signal and pleasant compression for the ear.

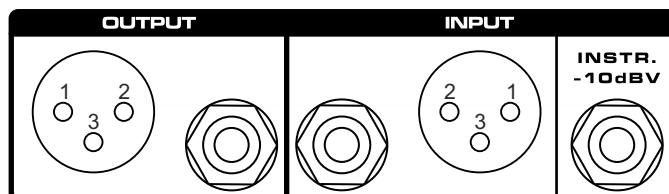
SA2RATE² features an independent control over **DRY** and **WET** signal.

The depth of saturation (the amount of added harmonics) is indicated by two **LEDs**, lighting up at **4** and **8% THD**.

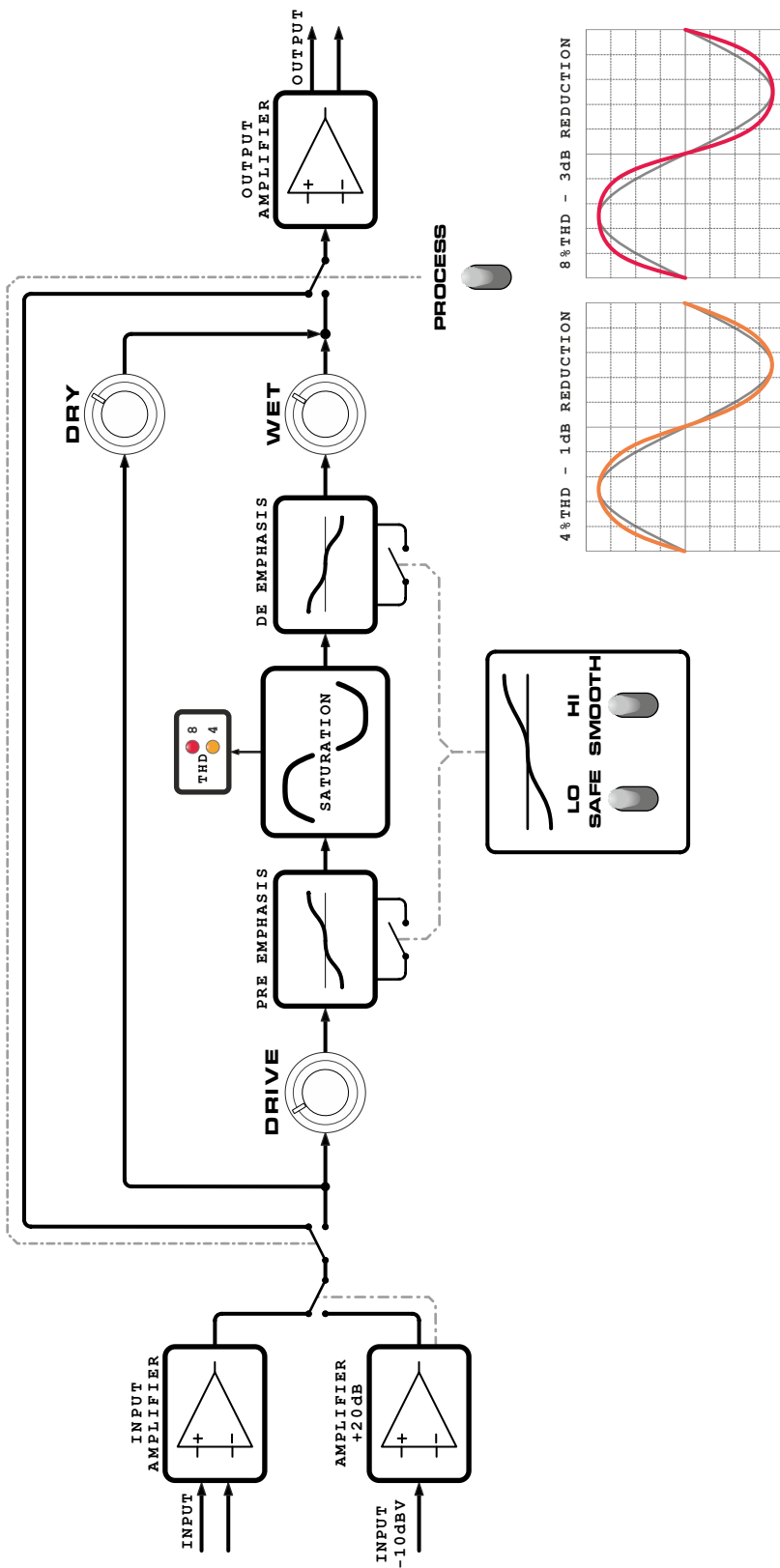


SA2RATE² has balanced inputs and outputs as well as separate inputs for devices with a nominal level of -10dBV eg for synthesizers, drum machines, or guitar amplifiers that have an effect loop. If you insert the jack into the INSTR input, the line input is automatically disconnected. Please see the block schematic.

XLR:	TRS:	INST:
PIN 1: ground	Tip : Hot(+)	Tip : Hot(+)
PIN 2: positive	Ring : Cold(-)	Ring : GND
PIN 3: negative	Sleeve : GND	Sleeve : GND



SA2RATE²



SA2RATE²

Artist:.....

Track:.....

Instrument:.....

Sesion:.....

Date:.....

Notes:.....

